

Company Summary 2024



Markets

- Industrial MRO, Metalworking
- Manufacturing and Fabrication Facilities
- Aerospace
- Medical
- Pharmaceutical
- Food and Beverage
- Automotive and Fleet Maintenance

Channels

- National Distribution
- Regional and Local Distribution
- Vendor Managed Inventory
- Manufacturing Reps
- E-commerce

Key Differentiators

- Highest quality, US Made Products in the Industry—Lifetime Warranty
- Agile, innovative, responsive to customer needs
- Industry Leading customer service culture
 - ❖ Same day quotes
 - ❖ 48-hour turnaround on initial building layouts
 - ❖ Joint sales calls
- Customer Focused Solutions
 - ❖ Customizing and configuring products
 - ❖ Full facility design and layout services
 - ❖ Customer-need based solutions – make sure they are getting what they need
 - ❖ Full service from production, dedicated trucks and install teams.
- 5-week lead time including made to order, minimal freight damage

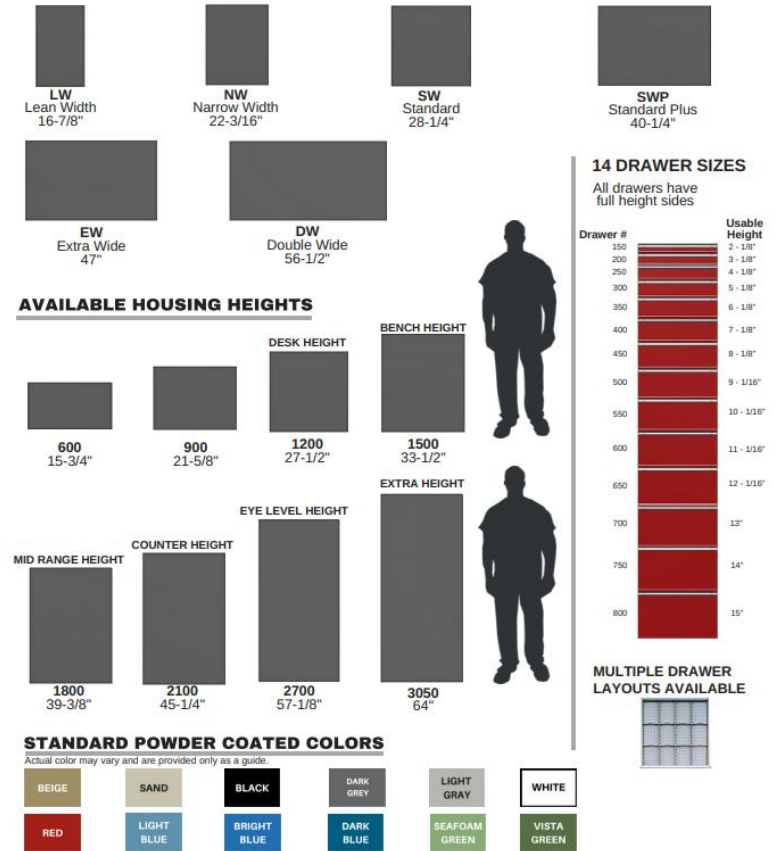
Modular MRO Product Line



Customizable and Configurable
450 lb capacity drawers and roll-out trays
400 lb capacity shelves



Customize
Compartments
Heavy Duty Parts
Storage





Highest Storage Density in the Industry

Vertical Storage Pantry-Style Doors

- 1000 lbs. per drawer
- Adjustable shelves
- Add additional shelves



Cabinet Style with Doors and Drawers

- 450 lbs. per drawer
- Adjustable height
- Mix and match holders
- Custom inserts for collets and other special items
- Mobile package available



CNC Carts

- 450 lbs. per drawer
- High capacity

Cover all your tool holders

- CAT, BT, Capto, HSK, Collets, Broaches

Super Versatile and Customizable



VSC Options

- Pegboard – half height, full height
- Tooling shelves
- Material shelves with adjustable dividers

Vertical Storage Cabinets – Unique to Champion



TOOL HOLDER TYPES

- CAT30, CAT40, CAT50
- HSK A, E, F
 - 40, 50, 63, 80, 100
- Capto C4, C5, C6, C8, C10
- Broaches

ASK ABOUT

- Other Tool holders
- Workholder Trays
- Collets
- Special Tooling
- Consumables
- Hand tools
- Hanging Material
- Broaches
- Swiss Lathes



FEATURES

- 1,000 lb. Capacity per drawer.
- Full extension drawer slides.
- All heavy duty steel construction, MIG and spot welded.
- Multiple tool holder combinations.
- Workholder tray options
- Material drawers with adjustable dividers
- Full height and half-height pegboard options, mix with drawers
- Durable powder coated finish in any of our standard colors.



**Mix and Match each drawer
with different tool holder types
and accessories**

| Style | Part Number | Description | Type | # Holders | Color |
|------------|------------------------------|------------------------------|------------------------------|------------|-------------|
| CAT | VSC30-BB | 40" Wide, 84" High, 41" Deep | CAT30 | 440 | Bright Blue |
| | VSC30-DG | 40" Wide, 84" High, 41" Deep | CAT30 | 440 | Dark Gray |
| | VSC30-LG | 40" Wide, 84" High, 41" Deep | CAT30 | 440 | Light Gray |
| | VSC40-BB | 40" Wide, 84" High, 41" Deep | CAT40 | 360 | Bright Blue |
| | VSC40-DG | 40" Wide, 84" High, 41" Deep | CAT40 | 360 | Dark Gray |
| | VSC40-LG | 40" Wide, 84" High, 41" Deep | CAT40 | 360 | Light Gray |
| | VSC30-BB | 40" Wide, 84" High, 41" Deep | CAT50 | 200 | Bright Blue |
| | VSC30-DG | 40" Wide, 84" High, 41" Deep | CAT50 | 200 | Dark Gray |
| | VSC30-LG | 40" Wide, 84" High, 41" Deep | CAT50 | 200 | Light Gray |
| | HSK | VSCH40-BB | 40" Wide, 84" High, 41" Deep | HSK40 | 440 |
| VSCH40-DG | | 40" Wide, 84" High, 41" Deep | HSK40 | 440 | Dark Gray |
| VSCH40-LG | | 40" Wide, 84" High, 41" Deep | HSK40 | 440 | Light Gray |
| VSCH50-BB | | 40" Wide, 84" High, 41" Deep | HSK50 | 400 | Bright Blue |
| VSCH50-DG | | 40" Wide, 84" High, 41" Deep | HSK50 | 400 | Dark Gray |
| VSCH50-LG | | 40" Wide, 84" High, 41" Deep | HSK50 | 400 | Light Gray |
| VSCH63-BB | | 40" Wide, 84" High, 41" Deep | HSK63 | 360 | Bright Blue |
| VSCH63-DG | | 40" Wide, 84" High, 41" Deep | HSK63 | 360 | Dark Gray |
| VSCH63-LG | | 40" Wide, 84" High, 41" Deep | HSK63 | 360 | Light Gray |
| VSCH80-BB | | 40" Wide, 84" High, 41" Deep | HSK80 | 240 | Bright Blue |
| VSCH80-DG | | 40" Wide, 84" High, 41" Deep | HSK80 | 240 | Dark Gray |
| VSCH80-LG | | 40" Wide, 84" High, 41" Deep | HSK80 | 240 | Light Gray |
| VSCH100-BB | | 40" Wide, 84" High, 41" Deep | HSK100 | 160 | Bright Blue |
| VSCH100-DG | | 40" Wide, 84" High, 41" Deep | HSK100 | 160 | Dark Gray |
| VSCH100-LG | 40" Wide, 84" High, 41" Deep | HSK100 | 160 | Light Gray | |
| BROACH | VSCB-BB | 40" Wide, 84" High, 41" Deep | Broach | Varies | Bright Blue |
| | VSCB-DG | 40" Wide, 84" High, 41" Deep | Broach | Varies | Dark Gray |
| | VSCB-LG | 40" Wide, 84" High, 41" Deep | Broach | Varies | Light Gray |
| CAPTO | VSCC4-BB | 40" Wide, 84" High, 41" Deep | C4 | 480 | Bright Blue |
| | VSCC4-DG | 40" Wide, 84" High, 41" Deep | C4 | 480 | Dark Gray |
| | VSCC4-LG | 40" Wide, 84" High, 41" Deep | C4 | 480 | Light Gray |
| | VSCC5-BB | 40" Wide, 84" High, 41" Deep | C5 | 440 | Bright Blue |
| | VSCC5-DG | 40" Wide, 84" High, 41" Deep | C5 | 440 | Dark Gray |
| | VSCC5-LG | 40" Wide, 84" High, 41" Deep | C5 | 440 | Light Gray |
| | VSCC6-BB | 40" Wide, 84" High, 41" Deep | C6 | 400 | Bright Blue |
| | VSCC6-DG | 40" Wide, 84" High, 41" Deep | C6 | 400 | Dark Gray |
| | VSCC6-LG | 40" Wide, 84" High, 41" Deep | C6 | 400 | Light Gray |
| | VSCC8-BB | 40" Wide, 84" High, 41" Deep | C8 | 360 | Bright Blue |
| | VSCC8-DG | 40" Wide, 84" High, 41" Deep | C8 | 360 | Dark Gray |
| | VSCC8-LG | 40" Wide, 84" High, 41" Deep | C8 | 360 | Light Gray |
| | VSCC10-BB | 40" Wide, 84" High, 41" Deep | C10 | 320 | Bright Blue |
| | VSCC10-DG | 40" Wide, 84" High, 41" Deep | C10 | 320 | Dark Gray |
| VSCC10-LG | 40" Wide, 84" High, 41" Deep | C10 | 320 | Light Gray | |

| Part Number | Color |
|-------------|-------------|
| VSCXX-BB | Bright Blue |
| VSCXX-DB | Dark Blue |
| VSCXX-LB | Light Blue |
| VSCXX-BK | Black |
| VSCXX-DG | Dark Gray |
| VSCXX-LG | Light Gray |
| VSCXX-WT | White |
| VSCXX-RD | Red |
| VSCXX-CI | Custom |



Freedom to define each drawer separately

- Holder Type
- Accessories

CNC Cabinets – Broadest Offering in Market



CNC DRAWER CABINETS



TOOL HOLDER TYPES

- CAT30, CAT40, CAT50
- HSK A, E, F
 - 40, 50, 63, 80, 100

ASK ABOUT

- Capto C4, C5, C6, C8 and other holders
- Workholder Trays
- Collets
- Special Tooling
- Consumables



FEATURES

- 440lb Capacity per drawer.
- Full extension roller bearing slides.
- ATS - Anti Tip System.
- All steel construction, MIG and spot welded.
- Multiple tool holder combinations.
- Workholder tray options
- Durable powder coated finish in any of our standard colors.

INQUIRE ABOUT COMBINATION CABINETS AND WORKSTATIONS

| CTS P/N | Description | Type | # Holders | Color |
|--------------|--|--------|-----------|-------------|
| S180030-BB | 28-1/4" Wide, 41-3/4" High, 28-1/2" Deep | CAT30 | 98 | Bright Blue |
| S180030-DG | 28-1/4" Wide, 41-3/4" High, 28-1/2" Deep | CAT30 | 98 | Dark Gray |
| S180030-LG | 28-1/4" Wide, 41-3/4" High, 28-1/2" Deep | CAT30 | 98 | Light Gray |
| S180040-BB | 28-1/4" Wide, 41-3/4" High, 28-1/2" Deep | CAT40 | 72 | Bright Blue |
| S180040-DG | 28-1/4" Wide, 41-3/4" High, 28-1/2" Deep | CAT40 | 72 | Dark Gray |
| S180040-LG | 28-1/4" Wide, 41-3/4" High, 28-1/2" Deep | CAT40 | 72 | Light Gray |
| S180050-BB | 28-1/4" Wide, 41-3/4" High, 28-1/2" Deep | CAT50 | 50 | Bright Blue |
| S180050-DG | 28-1/4" Wide, 41-3/4" High, 28-1/2" Deep | CAT50 | 50 | Dark Gray |
| S180050-LG | 28-1/4" Wide, 41-3/4" High, 28-1/2" Deep | CAT50 | 50 | Light Gray |
| S1800H100-BB | 28-1/4" Wide, 41-3/4" High, 28-1/2" Deep | HSK100 | 32 | Bright Blue |
| S1800H100-DG | 28-1/4" Wide, 41-3/4" High, 28-1/2" Deep | HSK100 | 32 | Dark Gray |
| S1800H100-LG | 28-1/4" Wide, 41-3/4" High, 28-1/2" Deep | HSK100 | 32 | Light Gray |
| S1800H40-BB | 28-1/4" Wide, 41-3/4" High, 28-1/2" Deep | HSK40 | 72 | Bright Blue |
| S1800H40-DG | 28-1/4" Wide, 41-3/4" High, 28-1/2" Deep | HSK40 | 72 | Dark Gray |
| S1800H40-LG | 28-1/4" Wide, 41-3/4" High, 28-1/2" Deep | HSK40 | 72 | Light Gray |
| S1800H50-BB | 28-1/4" Wide, 41-3/4" High, 28-1/2" Deep | HSK50 | 50 | Bright Blue |
| S1800H50-DG | 28-1/4" Wide, 41-3/4" High, 28-1/2" Deep | HSK50 | 50 | Dark Gray |
| S1800H50-LG | 28-1/4" Wide, 41-3/4" High, 28-1/2" Deep | HSK50 | 50 | Light Gray |
| S1800H63-BB | 28-1/4" Wide, 41-3/4" High, 28-1/2" Deep | HSK63 | 60 | Bright Blue |
| S1800H63-DG | 28-1/4" Wide, 41-3/4" High, 28-1/2" Deep | HSK63 | 60 | Dark Gray |
| S1800H63-LG | 28-1/4" Wide, 41-3/4" High, 28-1/2" Deep | HSK63 | 60 | Light Gray |
| S1800H80-BB | 28-1/4" Wide, 41-3/4" High, 28-1/2" Deep | HSK80 | 42 | Bright Blue |
| S1800H80-DG | 28-1/4" Wide, 41-3/4" High, 28-1/2" Deep | HSK80 | 42 | Dark Gray |
| S1800H80-LG | 28-1/4" Wide, 41-3/4" High, 28-1/2" Deep | HSK80 | 42 | Light Gray |

| CTS P/N | Description | Type | # Holders | Color |
|--------------|--|--------|-----------|-------------|
| S270030-BB | 28-1/4" Wide, 59-1/2" High, 28-1/2" Deep | CAT30 | 196 | Bright Blue |
| S270030-DG | 28-1/4" Wide, 59-1/2" High, 28-1/2" Deep | CAT30 | 196 | Dark Gray |
| S270030-LG | 28-1/4" Wide, 59-1/2" High, 28-1/2" Deep | CAT30 | 196 | Light Gray |
| S270040-BB | 28-1/4" Wide, 59-1/2" High, 28-1/2" Deep | CAT40 | 144 | Bright Blue |
| S270040-DG | 28-1/4" Wide, 59-1/2" High, 28-1/2" Deep | CAT40 | 144 | Dark Gray |
| S270040-LG | 28-1/4" Wide, 59-1/2" High, 28-1/2" Deep | CAT40 | 144 | Light Gray |
| S270050-BB | 28-1/4" Wide, 59-1/2" High, 28-1/2" Deep | CAT50 | 100 | Bright Blue |
| S270050-DG | 28-1/4" Wide, 59-1/2" High, 28-1/2" Deep | CAT50 | 100 | Dark Gray |
| S270050-LG | 28-1/4" Wide, 59-1/2" High, 28-1/2" Deep | CAT50 | 100 | Light Gray |
| S2700H100-BB | 28-1/4" Wide, 59-1/2" High, 28-1/2" Deep | HSK100 | 64 | Bright Blue |
| S2700H100-DG | 28-1/4" Wide, 59-1/2" High, 28-1/2" Deep | HSK100 | 64 | Dark Gray |
| S2700H100-LG | 28-1/4" Wide, 59-1/2" High, 28-1/2" Deep | HSK100 | 64 | Light Gray |
| S2700H40-BB | 28-1/4" Wide, 59-1/2" High, 28-1/2" Deep | HSK40 | 144 | Bright Blue |
| S2700H40-DG | 28-1/4" Wide, 59-1/2" High, 28-1/2" Deep | HSK40 | 144 | Dark Gray |
| S2700H40-LG | 28-1/4" Wide, 59-1/2" High, 28-1/2" Deep | HSK40 | 144 | Light Gray |
| S2700H50-BB | 28-1/4" Wide, 59-1/2" High, 28-1/2" Deep | HSK50 | 100 | Bright Blue |
| S2700H50-DG | 28-1/4" Wide, 59-1/2" High, 28-1/2" Deep | HSK50 | 100 | Dark Gray |
| S2700H50-LG | 28-1/4" Wide, 59-1/2" High, 28-1/2" Deep | HSK50 | 100 | Light Gray |
| S2700H63-BB | 28-1/4" Wide, 59-1/2" High, 28-1/2" Deep | HSK63 | 120 | Bright Blue |
| S2700H63-DG | 28-1/4" Wide, 59-1/2" High, 28-1/2" Deep | HSK63 | 120 | Dark Gray |
| S2700H63-LG | 28-1/4" Wide, 59-1/2" High, 28-1/2" Deep | HSK63 | 120 | Light Gray |
| S2700H80-BB | 28-1/4" Wide, 59-1/2" High, 28-1/2" Deep | HSK80 | 84 | Bright Blue |
| S2700H80-DG | 28-1/4" Wide, 59-1/2" High, 28-1/2" Deep | HSK80 | 84 | Dark Gray |
| S2700H80-LG | 28-1/4" Wide, 59-1/2" High, 28-1/2" Deep | HSK80 | 84 | Light Gray |

WORKBENCH HEIGHT



EYE LEVEL HEIGHT



Modular Workbench and Workcenters



BUILT TO LAST

You have to make every square inch of your work space work for you. Our Workbench Series was designed to handle all of your worksurface configuration needs in an industrial and commercial setting. These units are made to handle demanding environments and are built to last. Built in the USA with the toughest components and a lifetime warranty.



STANDARD SIZES

Width - 48", 60", 72"
 Height - Fixed Height or Adjustable 35"-42"
 Depth - 30"

OPTIONS

- Multiple worksurfaces to choose from.
- Customer-configured cabinets
- Risers and Overhead Cabinets
- Multiple Colors
- Integrated AC and USB



Clean Room All Stainless



Machining Station Cutting Tools



STANDARD WORK TOPS



304 Brushed
Stainless Steel



Phenolic
Resin



Butcher Block
Hardwood



Laminate &
ESD

STANDARD POWDER COATED COLORS

Actual color may vary and are provided only as a guide.



CUSTOM CONFIGURATIONS

Contact our sales team to build a custom configured unit to meet your exact needs.

ACCESSORIES



- LED Lights
- Integral power cord no dangling cords.



- Articulating monitor mounts & keyboard

- Adjustable shelves



- Tape & roll rails



- LED Lights.
- Adjustable height shelves.
- Bin rails.
- Upright Posts
- Dry erase boards.
- Pegboards.
- Power strips.



Modular Workbench and Workcenters



All Drawers Configurable

- Tools and drawer liners
- Foam shadow boards
- Material with adjustable compartments
- Material bins
- Cutting tool holders, collets
- Consumables



Production and Facility Maintenance



54" WIDE ROLL CABTS



P/N FMP5411MC



P/N FMP5411RC



P/N FMP5421MC



P/N FMP5421RC

41" WIDE ROLL CABTS



P/N FMP4111MC



P/N FMP1505LMC



P/N FMP4111RC



P/N FMP4111MC



P/N FMP4121RC

27" WIDE ROLL CABTS



P/N FMP2705RC



P/N FMP2707RC



P/N FMP2710RC



P/N FMP2712RC

15" WIDE SIDE LOCKER



P/N FMP1505L

54" Series



41" Series



27" Series



15" Top Chests



Clean Rooms:
Aerospace, Medical,
Pharmaceutical, Food and
Beverage

AISI 304 Series Stainless




Clean Room
Workbenches
All Stainless

Multiple Combos


- Roll Cabinet only
- Add Top Chests
- Add a Locker
- Mix Sizes
- Options
 - Stainless Slides
 - Stainless Casters
 - Stainless Gas Struts



Technician Workstations – Fleet Maintenance



- 1 - Oil Catch Storage Locker
- 2 - Overhead Cabinet
- 3 - Monitor Cabinet
- 4 - Pullout Keyboard
- 5 - Locker storage
- 6 - Wall Panel System / Under Cabinet Lighting
- 7 - Stainless Steel Countertops with DripEdge
- 8 - Power and Data Ports
- 9 - General Storage Base Cabinet
- 10 - Lift Control Cabinet
- 11 - Tool Storage
- 12 - Recycle/Trash Storage
- 13 - Roll Cart
- 14 - Cart Locker
- 15 - Removable Kickplates



Parts Room Options

**INNOVATIVE.
DURABLE.
TRUSTED.**



At Champion, our mission is to make products that make the workplace a better place. We pride ourselves in listening to the customer and putting those ideas into our innovative products. Proudly made in the USA and designed to last a lifetime, Champion is trusted by our customers to stand behind our products for exactly that

Markets Served

- Manufacturing
- MRO and Material Handling
- Machine Shops
- Facility and Fleet Maintenance
- Medical and Pharma
- Laboratory and Science
- Food and Beverage
- Aerospace
- Automotive
- Military / Government

Corporate Headquarters

3070 Lower Mill Drive
Hood River, OR 97031
541.386.7700

Contacts

Sales:

sales@championbuilt.com
541.386.7700

Customer service:

customerservice@championbuilt.com
541.386.7700

Products Offered

- US-Made Industrial Stainless cabinets, carts and chests
- Parts storage cabinets
- Secure vending, after-hours pickup lockers
- Mobile modular cabinets
- Rolling tool cabinets and chests
- CNC cabinets and carts
- Maintenance trailers and pit carts
- Adjustable workbenches
- ESD workstations

Main Contact

Dave Robinson
VP Business Development
david@championbuilt.com
541.386.7700 x303
3070 Lower Mill Drive
Hood River, OR 97031

Unique Facts

- US Made in Oregon
- Only Industrial-Grade Stainless US Manufacturer
- Global customers

